

DXD-8NI

DMX Merger

The DXD-8NI is a two-input DMX merger with HTP, LTP, DMX-A backup and DMX-B backup modes. It is ideal for applications, where merging of two DMX signals is needed. Examples of usage are two DMX consoles controlling one dimmer system or controlling of house light. Moreover, the unit can be used as a scene calling device to call the minimum DMX value.

The unit is easily controlled using a 12 by 2 symbol display, encoder and 2 buttons. The display shows several pages of information including: DMX A and B status and the merger mode. DXD-8NI is equipped with a bootloader for easy firmware update.

Power supply
DC 12-36V, 160mA

Operating temperature
-20 °C to +40 °C

Housing
Steel; with gray powder coating

Dimensions & Weight
482.5 x 44.5 x 145 mm, 2.23 kg

Warranty
2 years



DXD8- DIN features:

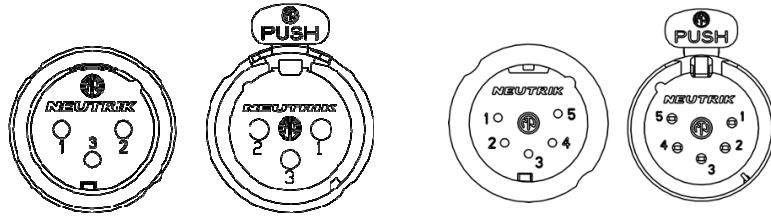
- 3 DMX512 optically isolated / boosted inputs / outputs with RDM support
- Easy connection of keyboard switches via screw terminal
- Wide-range power supply [AC100-240V]
- Various modes:
 - o HTP: Higher takes presence
 - o LTP: Last takes presence
 - o DMX-A backup by DMX-B
 - o DMX-B backup by DMX-A
- 16 DMX static presets with optional fade
- Easy to setup and control using the encoder and 2 buttons
- 12 by 2 LCD display
- Free firmware upgrade via SRS Firmware upgrade tool
- External power supply (included)

DMX input/output
USITT DMX 512 RDM ANSI E1.20

DXD-8NI_en_datasheet_M239

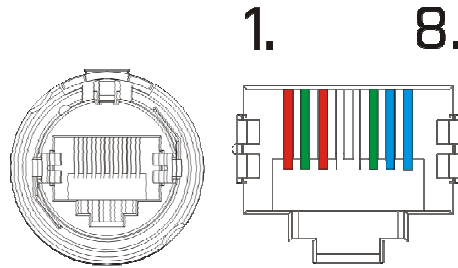
DMX IN / DMX OUT connector:

- Pin 1** **Data CMN**
- Pin 2** **Data -**
- Pin 3** **Data +**
- Pin 4, 5** **Not connected**

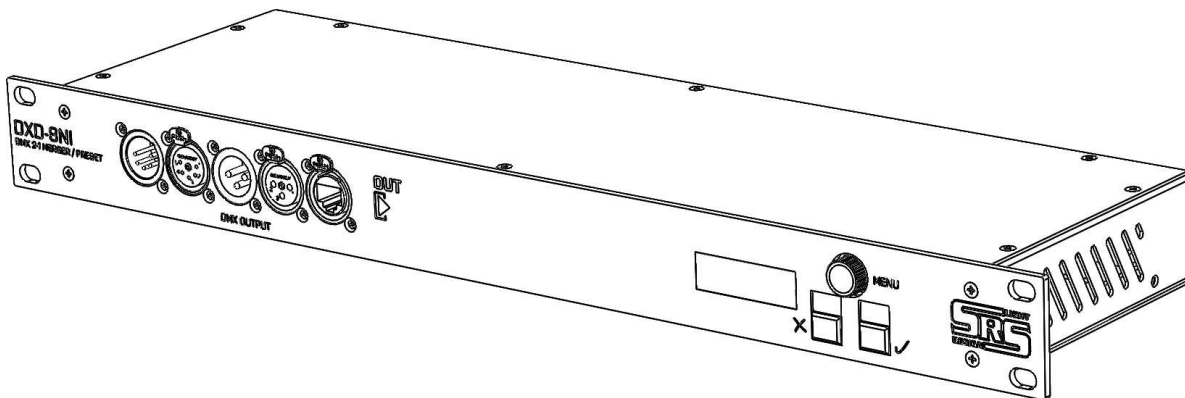


RJ45 IN / RJ45 OUT connector:

- Pin 1, 3** **Data +**
- Pin 2, 6** **Data -**
- Pin 4, 5** **NC**
- Pin 7, 8** **DATA CMN**



Front panel:



Rear panel:

